

The Turtle Song - Picture Song Board

I/me



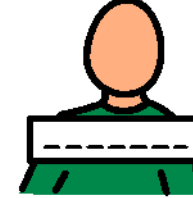
little turtle



drank




name



Tiny
Tim

know



put



in




bath tub



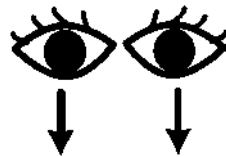
deep down



he/his



see




swim




water



throat



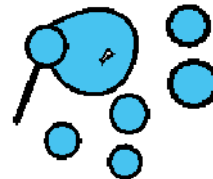
now



ate



bubbles



soap

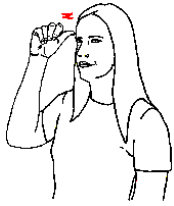


BWWWW



Instructions: Point to the pictures of 'key words' at the same time as singing the song. Have fun!

The Turtle Song - Key Signs with Song Lyrics



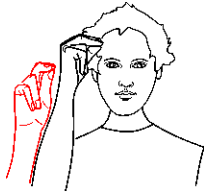
I know




a little



turtle



His **names**



is tiny **Tim** (fingerspell 'T')



I put



him in the **bath tub**




To see



if he could **swim**

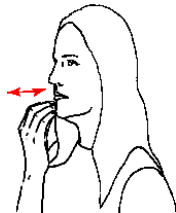
The Turtle Song - Key Signs with Song Lyrics



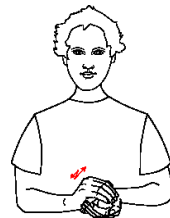
He **drank**



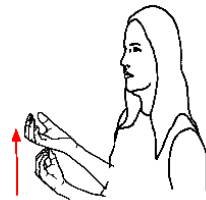
up all the **water**



He **ate**



up all the **soap**



Now he's got **bubbles**

* Use
natural
gesture

Deep down in his throat

* Use
natural
gesture

Bwww bwww etc

* Refer to Key Signs Sheet for recommended natural gesture

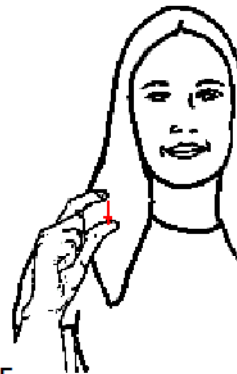
page 2 of 2

The Turtle Song - Key Signs




KNOW -

Tap tip of dominant thumb, fingers closed, on side of forehead, twice.



LITTLE -

Extend dominant index finger and thumb, palm in and hold at chest height. Move finger towards thumb.




TURTLE -

Open both hands, palms down. Place dominant hand on top of non-dominant hand, thumbs extended. Simultaneously rotate both thumbs.



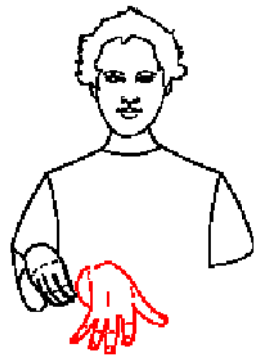
NAME -

Place extended dominant index and middle fingers on ball of thumb, place tips of formation on temple and move formation forward, turning palm away from body.




'T'-

Fingerspell 'T' for 'Tim'



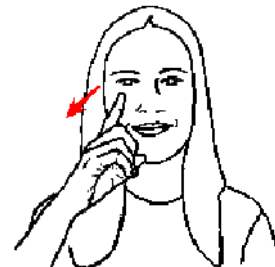
PUT-

Place dominant fingertips on ball of thumb, move forward opening hand and fingers.




BATH - BATH TUB

Place both fisted hands on chest. Move hands up and down several times.



SEE-

Move dominant index finger forward from eye.



SWIM-

Place open hands in front of body, palms down - move hands in outward circles or arcs as though swimming breast stroke. (Natural gesture)



DRINK/DRANK-

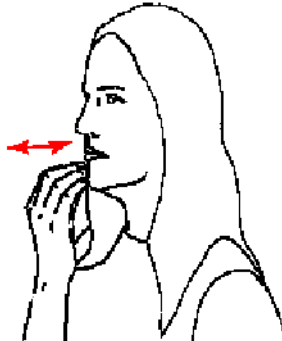
Shape dominant hand as for holding a glass - tilt to mouth as for drinking. (Natural gesture)

The Turtle Song - Key Signs



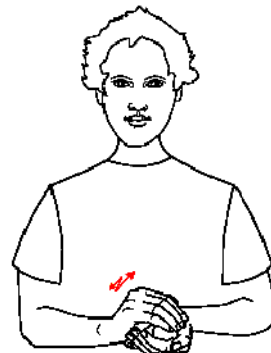
WATER-

Stroke edge of crooked dominant index finger down cheek, twice.



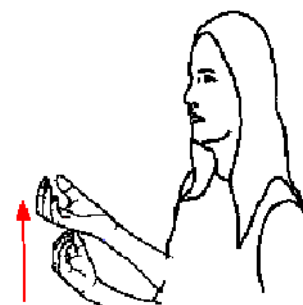
EAT/ATE-

Close dominant fingertips onto ball of thumb. Tap formation on chin, twice.



SOAP-

Hold cupped dominant hand above cupped non-dominant hand, palms facing. Rub dominant hand backwards and forwards, twice.



BUBBLES-

Hold dominant hand at mid chest height with tips of fingers resting on thumb tip. Move formation upwards quickly, opening hand and spreading fingers.

**May use both hands.*

DEEP DOWN IN HIS THROAT-

Use natural gesture
e.g. Trace line down side of neck with dominant index finger

BWWW - Use natural gesture

e.g. Place dominant index finger between lips, move finger up and down while vocalising, to make a "bwww" sound